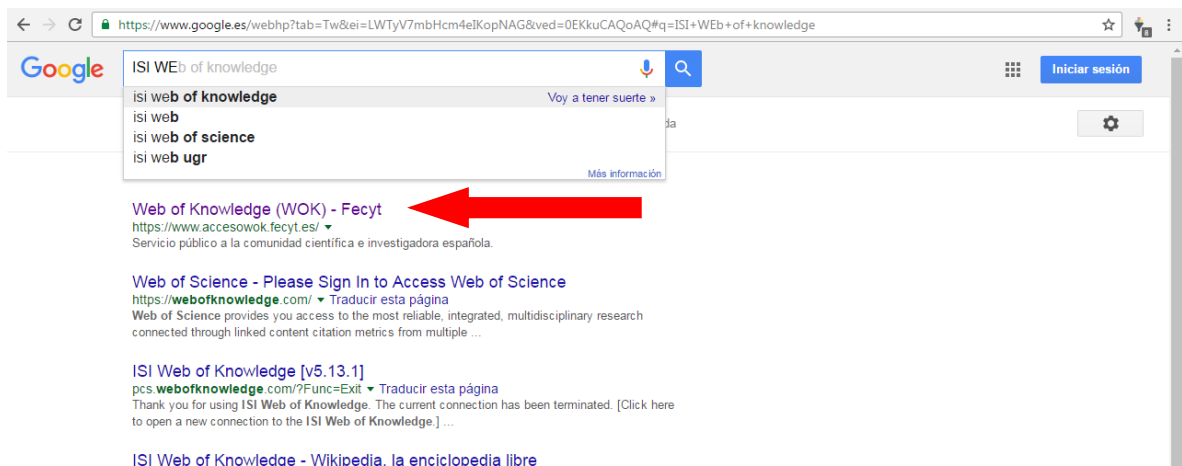


IMPORTANT: YOU CAN ONLY ACCESS TO ISI WEB OF KNOWLEDGE FROM A UAB COMPUTER OR PROPERTY OF ANY OTHER INSTITUTION THAT IS REGISTERED USER OF THIS SITE.

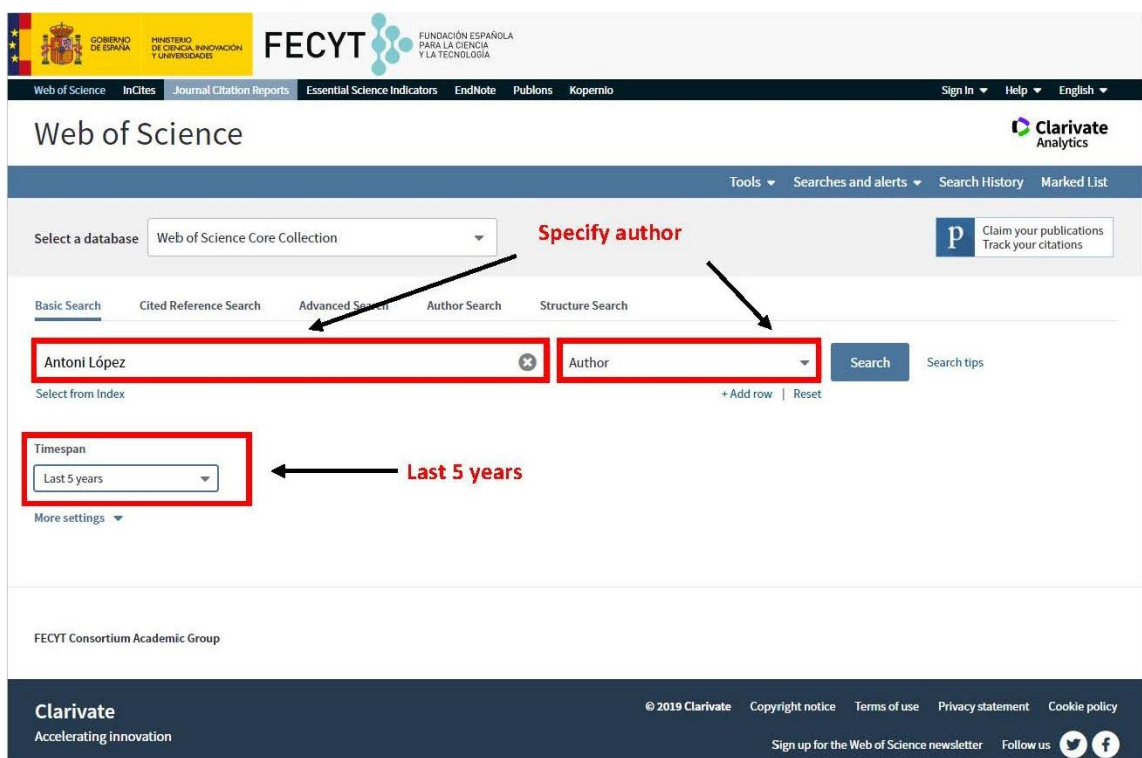
MANUAL FOR ACCESS TO THE DATA OF THE ISI WEB OF KNOWLEDGE

1. Search on Google: ISI Web of Knowledge or click on the link:

http://apps.webofknowledge.com/UA_GeneralSearch_input.do?product=UA&search_mode=GeneralSearch&SID=Q23Z4cLqQITnANquv&preferencesSaved=



2. Seek the author and defines the years



3. Refined results by choosing "Document Types": Articles / Reviews / Case reports / Books / Letters and search. If there are not all, click "More options" and it appears the whole list (sometimes not appear, if it passes: reload the page until you exit). You can do the same with the author to make a more thorough search.

The screenshot shows a web browser window displaying search results on the Web of Science platform. The browser's address bar shows a URL starting with 'https://xpv.uab.cat/'. On the left side, there is a sidebar with a 'Refinar resultados' (Refine results) section. Under 'Tipos de documento' (Document types), a list of options is shown with checkboxes: 'ARTICLE' (checked), 'CASE REPORT', 'ABSTRACT', 'LETTER', and 'REVIEW'. Below this list is a link for 'más opciones / valores...' (more options / values...). The main content area displays a list of search results, each with a title, authors, journal information, and a 'Veces citado' (Cited) count. The results are numbered 3 through 8. The bottom of the page shows the Windows taskbar with the system clock indicating 12:30 on 18/03/2014.

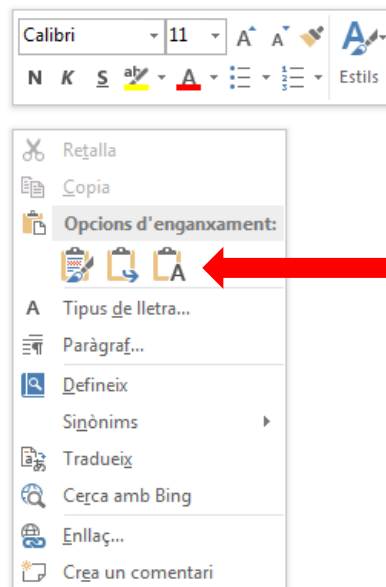
Result Number	Title	Author(s)	Journal	Cited
3	mTOR Signaling Pathway in Penile Squamous Cell Carcinoma: pmTOR and p61F4E Over Expression Correlate with Aggressive Tumor Behavior	Por: Ferrandiz-Pulido, Carla; Masferrer, Emili; Toll, Agustín; et al.	JOURNAL OF UROLOGY Volumen: 190 Número: 6 Páginas: 2288-2295 Fecha de publicación: DEC 2013	Veces citado: 0 (de Todas las bases de datos)
4	Prevalence of dystrophic epidermolysis bullosa in Spain: a population-based study using the 3-source capture-recapture method. Evidence of a need for improvement in care.	Por: Hernandez-Martin, A.; Aranegui, B.; Escamez, M. J.; et al.	Actas dermo-sifilograficas Volumen: 104 Número: 10 Páginas: 890-6 Fecha de publicación: 2013-Dec (Epub 2013 Jun 27)	Veces citado: 0 (de Todas las bases de datos)
5	Epithelial to mesenchymal transition markers are associated with an increased metastatic risk in primary cutaneous squamous cell carcinomas but are attenuated in lymph node metastases	Por: Toll, Agustín; Masferrer, Emili; Hernandez-Ruiz, M. E.; et al.	JOURNAL OF DERMATOLOGICAL SCIENCE Volumen: 72 Número: 2 Páginas: 93-102 Fecha de publicación: NOV 2013	Veces citado: 0 (de Todas las bases de datos)
6	Demographic characteristics and health-related quality of life of patients with moderate-to-severe psoriasis: The VACAP study.	Por: Dauden, E.; Pujol, R. M.; Sanchez-Carazo, J. L.; et al.	Actas dermo-sifilograficas Volumen: 104 Número: 9 Páginas: 807-14 Fecha de publicación: 2013-Nov (Epub 2013 Jul 01)	Veces citado: 0 (de Todas las bases de datos)
7	Clinical practice guideline for an integrated approach to comorbidity in patients with psoriasis	Por: Dauden, E.; Castaneda, S.; Suarez, C.; et al.	JOURNAL OF THE EUROPEAN ACADEMY OF DERMATOLOGY AND VENERELOGY Volumen: 27 Número: 11 Páginas: 1387-1404 Fecha de publicación: NOV 2013	Veces citado: 0 (de Todas las bases de datos)
8	Spanish evidence-based guidelines on the treatment of psoriasis with biologic agents, 2013. Part 1: on efficacy and choice of treatment.	Por: Puig, L.; Carrascosa, J. M.; Carretero, G.; et al.	Actas dermo-sifilograficas Volumen: 104 Número: 8 Páginas: 694-709 Fecha de publicación: 2013-Oct (Epub 09 19 13:56:07)	Veces citado: 0 (de Todas las bases de datos)

HOW TO FILL THE PUBLICATIONS FILE CARD?

Nombre y apellidos del investigador				
CONTRIBUCIÓN 1.				
Autores (p.o. de firma):				
Título:				
Revista:				
Volumen:	Número:	Páginas:	Año:	ISSN:
Indicios de calidad: (Ciencias e Ingenierías)				
Baseindexación: JCR/SCI			Área:	
Índice de impacto:			Cuartil:	
CONTRIBUCIÓN 2.				
Autores (p.o. de firma):				
Título:				
Revista:				
Volumen:	Número:	Páginas:	Año:	ISSN:
Indicios de calidad: (Ciencias e Ingenierías)				
Baseindexación: JCR/SCI			Área:	
Índice de impacto:			Cuartil:	
CONTRIBUCIÓN 3.				
Autores (p.o. de firma):				
Título:				
Revista:				
Volumen:	Número:	Páginas:	Año:	ISSN:
Indicios de calidad: (Ciencias e Ingenierías)				
Baseindexación: JCR/SCI			Área:	
Índice de impacto:			Cuartil:	
CONTRIBUCIÓN 4.				
Autores (p.o. de firma):				
Título:				
Revista:				
Volumen:	Número:	Páginas:	Año:	ISSN:
Indicios de calidad: (Ciencias e Ingenierías)				
Baseindexación: JCR/SCI			Área:	
Índice de impacto:			Cuartil:	
CONTRIBUCIÓN 5.				
Autores (p.o. de firma):				
Título:				
Revista:				
Volumen:	Número:	Páginas:	Año:	ISSN:
Indicios de calidad: (Ciencias e Ingenierías)				
Baseindexación: JCR/SCI			Área:	
Índice de impacto:			Cuartil:	

Initial considerations:

- You have to include the 5 contributions that are requested. Select the most recent or those with greatest impact factor.
- Do not modify the template, limit yourself to fill out the enabled spaces.
- When copying the WOS information, do not paste it directly into the word because it will copy the image and the template format will be deconfused. After the colon (:) from where you want to enter the selected information, paste it using the menu that appears clicking the right mouse button, the document option with the 'A' in the lower right corner.



Once you click on the article you want to find the information for, for example:

You will find in the first part of the new website that opens, the following information of the file card:

- **“Autores (p.o. de firma)”** (Authors by order of signature). It is the list of names of the authors who have collaborated in the article. You can find where to locate this data in the previous image.
- **“Título”** (Title). It is the title of the article. You can find where to locate this data in the previous image.
- **“Revista”** (Journal). This is the name of the magazine in which the article was published. You can find where to locate this data in the previous image.
- **“Volumen”** (Volume), **“Número”** (Number), **“Páginas”** (Pages), **“Año”** (Year) and **“ISSN”**. You can find where to locate these data in the previous image (with the exception of the ISSN that appears in the following). In the year you have to put month and year (in capital letters) of the publication. Example: ENERO 2018 (JANUARY 2018)

At the end part of the same website you can find the following information:

The screenshot shows a web page with the following sections and annotations:

- Financiación:** A table with two columns: "Entidad financiadora" (Fundacio Ictus Malaltia Vasculard through Covidien) and "Número de concesión".
- Editorial:** MASSACHUSETTS MEDICAL SOC, WALTHAM WOODS CENTER, 860 WINTER ST., WALTHAM, MA 02451-1413 USA
- Categorías / Clasificación:**
 - Áreas de investigación: General & Internal Medicine
 - Categorías de Web of Science: Medicine, General & Internal
- Información del documento:**
 - Tipo de documento: Article (highlighted in yellow, with an arrow pointing to a yellow box containing the text: "The type of document will not indicate it in the template, but you have bear in mind that the publication must be 'Article'").
 - Idioma: English
 - Número de acceso: WOS:000366019200005
 - ID de PubMed: 25882510
 - ISSN: 0028-4793 (highlighted in purple, with an arrow pointing to a purple box containing the text: "ISSN")
 - eISSN: 1533-4406
- Información de la revista:**
 - Tendencias de desempeño: Essential Science IndicatorsSM
 - Impact Factor: Journal Citation Reports® (highlighted in red, with an arrow pointing to a red box containing the text: "Link to access to impact factor, rankings and categories information")
- Otra información:**
 - Número IDS: CK2DB
 - Referencias citadas en la Colección principal de Web of Science: 15
 - Veces citado en la Colección principal de Web of Science: 295

- **Type of document.** This information will not be placed on the template, but you need to make sure that it is an article.

When you click on the link to access to impact factor information, you will find first the following site:

The screenshot shows the InCites Journal Citation Reports sign-in page. The page has a dark header with the InCites logo and Thomson Reuters logo. The main content area is a light gray box with a pattern of small circles. The sign-in form includes the following elements:

- Sign In** (Section Header)
- Email Address** (Label) and a text input field.
- Password** (Label) and a text input field.
- Sign In** (Blue Button)
- Stay signed in
- [Forgot Password](#)
- Institutional (Shibboleth) Sign In** (Section Header)
- Authorized users select your institution's group or regional affiliation:
- Select your group or region (Dropdown menu)
- Go (Button)

At the bottom of the page, there is a blue footer with the text: "Tell us what you think." and "Help us improve the Next Generation of InCites by providing your feedback! Click Here".


Here, in the dropdown menu that appears in “Institutional (Shibboleth) Sign In” section, you have to select: “Federation of Spain by FECYT” and click “Go”.

Welcome to Journal Citation Reports

Search a journal title or select an option to get started


Enter a journal name

nature



Browse by
Journal

- NATURE
- NATURE MEDICINE
- Nature Reviews Materials
- NATURE REVIEWS GENETICS
- Nature Photonics
- Nature Microbiology
- Nature Ecology & Evolution
- Nature Chemical Biology
- NATURE CELL BIOLOGY



Custom
Reports

Then you have to write in the “Enter a journal name” box the name of the journal which information you are looking for, wait for the possible option to load in a drop-down menu like the one seen in the previous image and click on the one you are looking for.

If you cannot find it by the name you enter, try submitting the ISSN of the magazine.

The general page of the magazine will appear and you have to click on "All years".

Web of Science InCites Journal Citation Reports Essential Science Indicators EndNote Publons Help English

InCites Journal Citation Reports

Clarivate Analytics

Home > Journal Profile

NATURE

ISSN: 0028-0836
eISSN: 1476-4687
NATURE PUBLISHING GROUP
MACMILLAN BUILDING, 4 CRINAN ST, LONDON N1 9XW, ENGLAND
ENGLAND

Go to Journal Table of Contents | Printable Version

Current Year **All years**

TITLES
ISO: Nature
JCR Abbrev: NATURE

LANGUAGES
English

CATEGORIES
MULTIDISCIPLINARY SCIENCES

PUBLICATION FREQUENCY
51 issues/year

The data in the two graphs below and in the Journal Impact Factor calculation panels represent citation activity in 2017 to items published in the journal in the prior two years. They detail the components of the Journal Impact Factor. Use the "All Years" tab to access key metrics and additional data for the current year and all prior years for this journal.

Journal Impact Factor Trend 2017

Printable Version

41.577
2017 Journal Impact Factor

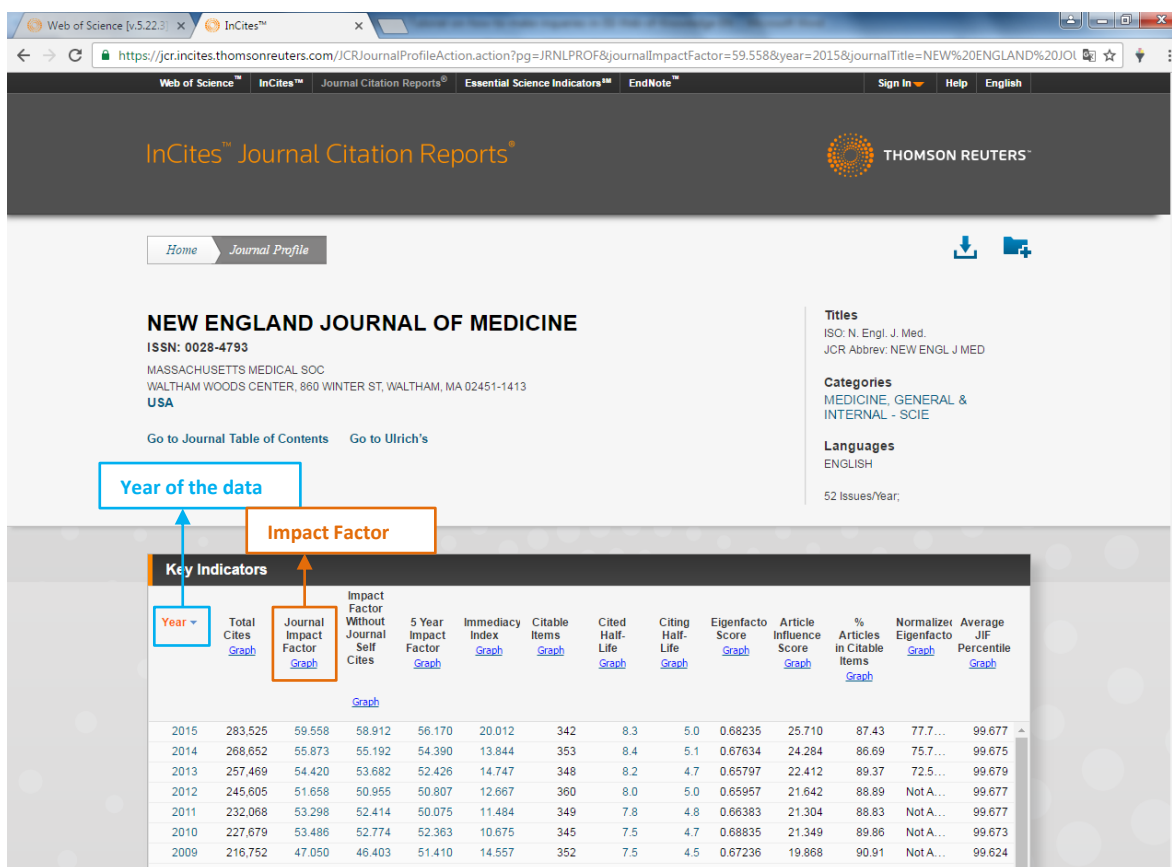
JCR year	Journal Impact Factor
2013	~40.000
2014	~38.000
2015	~35.000
2016	~38.000
2017	41.577

Citation distribution 2017

Printable Version

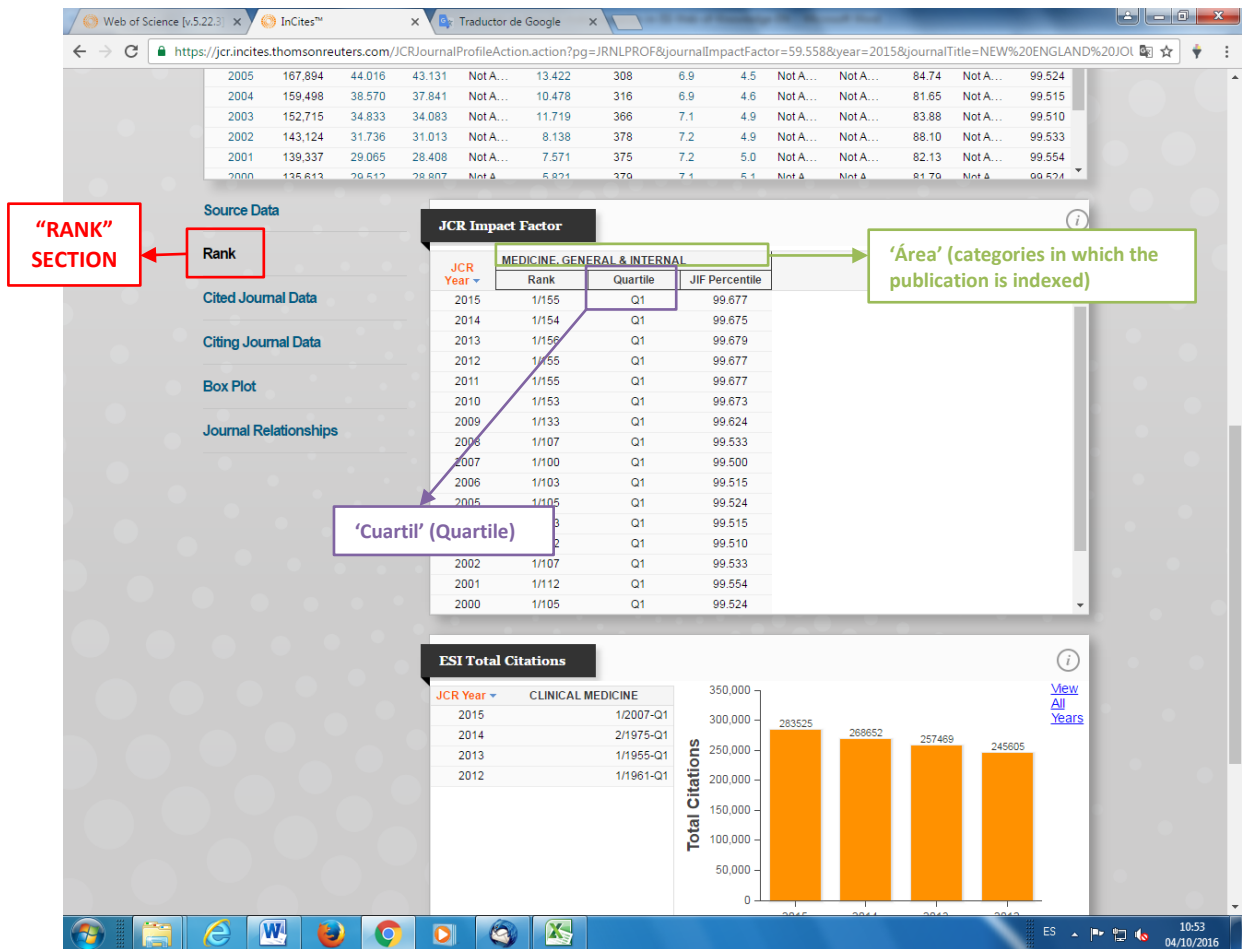
25 Article citation median
28 Review citation median

Then you will go to the information page of the journal of all the years of impact factor, quartiles, etc., as shown in the image on the following page.



- At “**Base indexación**” (Indexing base) leave the information that appears by default: ‘JCR/SCI’ (Journal Citation Report)
- “**Indice de Impacto**” (Impact Index). This is the “Impact Factor”. In the previous image it is observed that there is one for each year (for example: for 2015 it is 59.558). The template must be placed on the same year as that of the article or, if there is not for that year, the closest to the article publication.

If you go down in the same site, you will find the following information clicking on “Rank” section.



- **“Área”** (Area). It is the category in which the journal is indexed. Sometimes a magazine may be indexed in more than one category, as shown in the following image. The category that has the highest quartile must be selected and only the name of this category will be indicated. If all have the same quartile, the category that is more related to the line of research / specialty of the supervisor will be indicated.

Source Data

Rank

Cited Journal Data

Citing Journal Data

Box Plot

Journal Relationships

JCR Impact Factor

JCR Year	CELL & TISSUE ENGINEERING			CELL BIOLOGY		
	Rank	Quartile	JIF Percentile	Rank	Quartile	JIF Percentile
2015	1/21	Q1	97.619	5/87	Q1	97.594
2014	1/21	Q1	97.619	5/84	Q1	97.554
2013	1/18	Q1	97.222	5/85	Q1	97.568
2012	1/17	Q1	97.059	3/85	Q1	98.649
2011	1/12	Q1	95.833	4/81	Q1	98.066
2010	1/13	Q1			Q1	98.034
2009	1/12	Q1			Q1	97.840
2008	NA	undefin			Q1	96.497
2007	NA	undefin			Q4	1.603

Two different categories for the same journal

- **“Cuartil” (Quartile).** It is the statistical parameter that gives the information about the position of the publication in the ranking of all those of its same category. Q1 is the highest and goes to Q4. We also indicated the same year of the publication and the same year that we have chosen for the impact factor.